



MODEL 18 STEREOPHONIC FM RECEIVER — FOR SEEKERS OF THE ULTIMATE IN SOUND REPRODUCTION

Now — the eloquent "Sound of Marantz" components in a single unit for only \$695.00 ■ From that distinguished heritage of Marantz audio components which laboratory tests and critics alike have invariably deemed unequalled in design, performance and state of the art concept, comes the all-new, exciting Model 18 Solid-State Stereo Receiver. ■ In the Model 18 — Marantz brings you a solid-state stereo power amplifier, stereo preamplifier and an FM stereo multiplex tuner — all combined on a single chassis. Styled in sleek, elegant lines, here is an "FM stereo sound center" that will

fill your home with stunning adventures in stereophonic listening. ■ The Model 18 features outstanding control flexibility for a complete receiver. In addition to separate bass and treble controls for each channel, there are: inputs for two stereo tape recorders (one in the rear for permanent connection, and one in front for tape dubbing from an external recorder), two inputs for stereo phonographs, a stereo headphone output, a switch for selection of multiple speaker system combinations, plus a multitude of other switching and control conveniences. ■ With the Model 18 you not only enjoy the traditional unsurpassed quality and flexibility of Marantz components, but also inspired innovation in front-end cir-

cuitry design — which provides cleaner sound than you've ever heard before. ■ You can receive weak FM stations without having them *swamped* out by strong stations, and powerful stations without distortion — all due to Marantz's remarkable new "passive front-end" circuit. Inspired by presently used principles in the reception of radar signals, the Model 18 front-end contains only pure tuning sections; there are no transistors, FET's, tubes or integrated circuits to interfere with, or cause signal "overload." "RF overload," once an obstacle to optimum tuning of stations, has now

been eliminated thanks to this unique front-end design. ■ Want to "lock-in" tightly on one station closely adjacent to another without fear that the other station will over-power the one you want? The Model 18 assures this sharp selectivity through the use of modified Butterworth filters that couple the four amplifiers in the IF stages. ■ You get absolute tuning accuracy through the built-in oscilloscope — an exclusive feature of Marantz tuners. The oscilloscope also shows how to correct antenna direction for best reception and the elimination of multipath interference, as well as "center of channel" tuning. ■ You can also use the oscilloscope to test for opti-

mum stereo separation and stereo phasing of all components connected to the Model 18. ■ Selecting the station you want becomes a delightful experience with the unique "gyro-touch" tuning control (patent pending). With other tuning control mechanisms you turn a knob, which in turn rotates the flywheel that slides the tuning bar across the frequency band. But, on the Model 18 there is no such knob. Instead, you select the station by *turning the actual flywheel itself*. Mounted horizontally, the flywheel tunes in the direction you are seeking. This "gyro-touch" principle gives you unequalled tuning control and silky-smooth operation. ■ Solid-state throughout, the amplifier sections of the Model 18 are rated at 40 watts rms per channel (80 watts

peak) all the way from 20 Hz to 20,000 Hz. ■ Other features of the amplifier section include direct coupled design to provide instantaneous overload recovery. There is an exclusive automatic protection circuit incorporated for both the amplifier components and speaker systems. ■ The Marantz Model 18 FM Stereo Receiver—unequivocally the finest. Flawless performance was the engineering objective — flawless performance in every detail is the final result.

CHECK THESE REMARKABLE FEATURES

BUILT-IN OSCILLOSCOPE

This displays incoming signals for precise tuning, strength of signal, correct antenna orientation and station bandwidth modulation. It may also be used for observing the degree of stereo separation, stereo phasing of all stations and other components connected through the Model 18 Receiver.

PASSIVE FRONT END

Inspired by the techniques used in radar reception, this revolutionary tuning section design eliminates "RF overload" from strong stations and lets weak signals come in without being swamped out by strong ones. It also gives a better signal-to-noise ratio and lower distortion. It is called "passive" because there are no tubes, transistors, FET's or IC's in the front end to interfere with the purity of the signal.

BUTTERWORTH FILTERS

Incorporated in the IF stages, these assure better selectivity, lower distortion, and more than 30 db stereo separation, even at 15 KHz. Because of them, the IF stages never require realignment.

GYRO-TOUCH TUNING (PATENT PENDING)

Selecting stations becomes a delightful experience with this unique control in which you rotate the actual tuning bar flywheel. This results in silky-smooth, ultra-low friction tuning action.

DIRECT COUPLE DESIGN AND PROTECTION CIRCUITS (PATENT PENDING)

Through these, the amplifiers recover instantaneously from overload. They also protect both amplifiers and loudspeakers against sustained overload damage caused by short circuits or other accidental misuse.

FRONT PANEL TAPE RECORDER DUBBING CONNECTIONS

These provide convenient facilities for making tape copies with an external recorder.

FRONT PANEL STEREO HEADSET OUTPUT

You can listen to stereo headsets with or without the loudspeakers playing.

LONGER DIAL

Because the tuning dial is three inches longer than on most receivers, you can more accurately "zero in" on the optimum signal strength of a given station.

1% RESISTORS USED

The best resistors available, they give supremely low distortion. They are used throughout the receiver in all vital circuits.

MASSIVE HEAT SINKS

These dissipate heat from the power transistor circuits, and that means longer years of use.

UL Listed for 50-60 Hz, 105-130 volt A.C. Easily Convertible — From 110 volt to 220 volt operation. Please write for conversion instructions.

marantz

37-04 57TH STREET • WOODSIDE, N.Y. 11377 • PHONE (212) 446-7272


SEATTLE STEREO CENTER, INC.
2440-1st Ave. S. Main 4-0300
SEATTLE, WASH. 98134



marantz

Model Eighteen

FM STEREO RECEIVER



MODEL 18 SPECIFICATIONS

AUDIO SECTIONS

Rated continuous (RMS) power output, 4 and 8 ohms = 40 watts
per channel, both channels operating 16 ohms = 20 watts
simultaneously, 20 Hz to 20,000 Hz.

I.M. Distortion (SMPTE), at or below rated power = 0.2% max.
Total Harmonic Distortion, 20 to 20,000 Hz,
at or below rated power — = 0.2% max.

Power Bandwidth, 0.2% Total
Harmonic Distortion — 10 Hz to 40,000 Hz

Frequency Response — *20 Hz to 20,000 Hz, $\pm 1/2$ db (High Level)
RIAA ± 0.5 db (Phono)

Input Sensitivity — 100 mv @ 8 ohms (High Level)
1 mv @ 8 ohms (Phono)

Input Impedance — 100,000 ohms (High Level)
47,000 ohms (Phono)

Hum and Noise Below 40 watts, 8 ohms — -80 db (High Level)
1 μ v equiv. input (Phono)

Damping Factor — 30 Minimum at 8 ohms

Stability — Unconditional

Separation and Crosstalk — Minimum 35 db from 20 to 20,000 Hz.

**IHF specifications are only from 20 to 20,000 Hz. The frequency response of the Model 18 is far wider than the IHF range.*

FM SECTION

Noise Quieting — -50 db = 5 μ v
-60 db = 10 μ v
-70 db = 50 μ v

Usable Sensitivity — 2.8 μ v

Total Harmonic Distortion 400 Hz, 100% Mod. — 0.20% max.

Frequency Response — 75 μ sec DE-EMP. — ± 0.5 db

Multiplex Separation — 20 Hz — 40 db
1 KHz — 45 db
10 KHz — 35 db
15 KHz — 30 db

38 KHz Suppression — 60 db

67 KHz Suppression — 65 db

PHYSICAL MEASUREMENTS

Dimensions — 18 $1/4$ " Wide x 16" Deep x 6" High (including feet)

Front Panel Dimensions — 18 $1/4$ " Wide x 5 $3/4$ " High


Shipping Weight — 46 lbs.

Shipping Weight of Accessory Cabinet — 11 lbs.

PRICES AND SPECIFICATIONS ON ALL MARANTZ INSTRUMENTS
ARE SUBJECT TO CHANGE WITHOUT NOTICE.



marantz




BUILT-IN OSCILLOSCOPE

Available exclusively on Marantz instruments, this displays incoming signals for precise tuning, strength of signal, correct antenna orientation, and degree of stereo separation.

GYRO-TOUCH TUNING CONTROL

With this unique station selector, you rotate the actual tuning bar fly wheel. This results in silky smooth, ultra-low friction tuning action.



THE MULTIPLEX SECTION

The heart of the stereo receiver. Here the incoming signal is separated into the right and left stereo channels.

